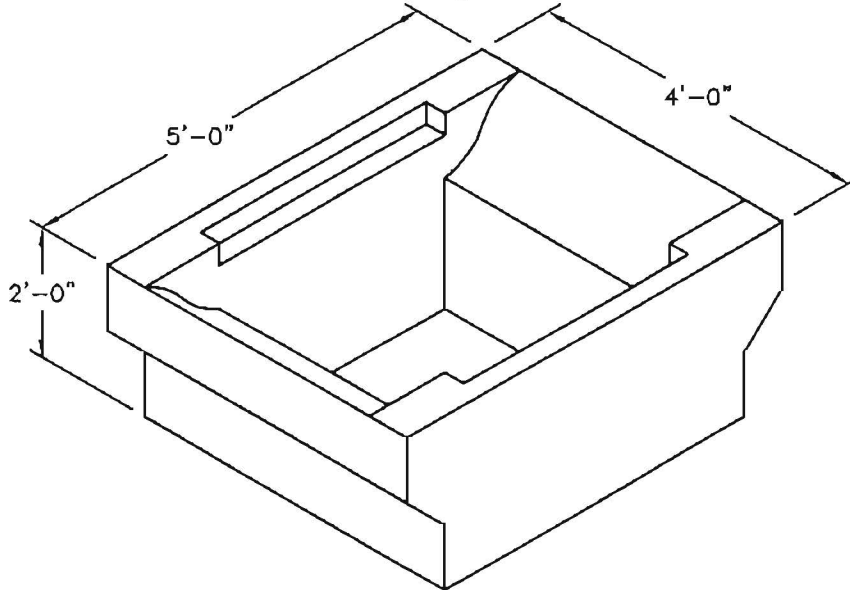


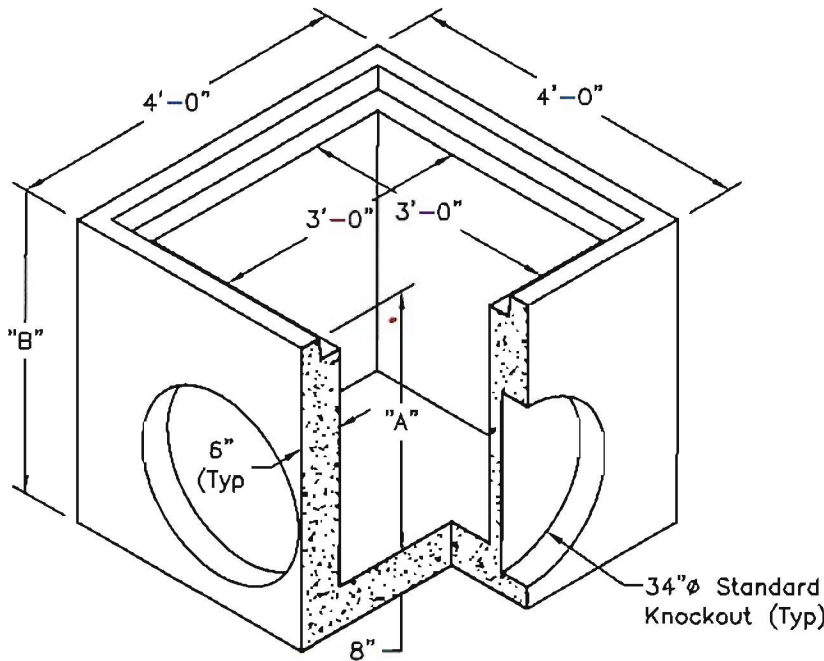
Galv. Steel Grate

Weight - 342 Lbs.
Item# - 7205200



Type 1 Inlet Top

Weight - 2400 Lbs.
Item# - 1207340



Body

Weight - See Table
Item# - See Table

SCALE: NONE



1100 Heritage Parkway, Mansfield, Texas 76063
Phone: 817.453.1054 Fax: 817.453.4007

TXDOT-DI-TYPE 1

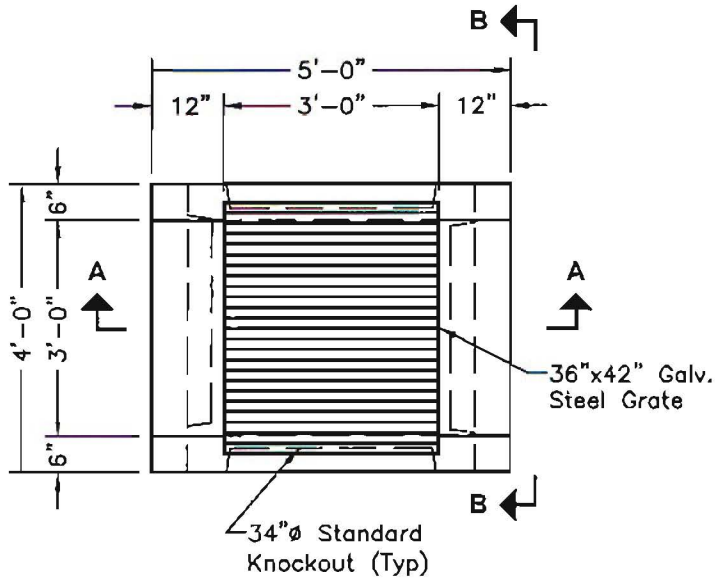
FILE NAME: 260DISTXDOT-DI-TYPE1_F.dwg

ISSUE DATE: January, 2003

www.oldcastleprecast.com

**3'-0" x 3'-0" I.D.
Drop Inlet Type 1
TxDOT**

Copyright © 2002 Oldcastle Precast, Inc.



PLAN VIEW

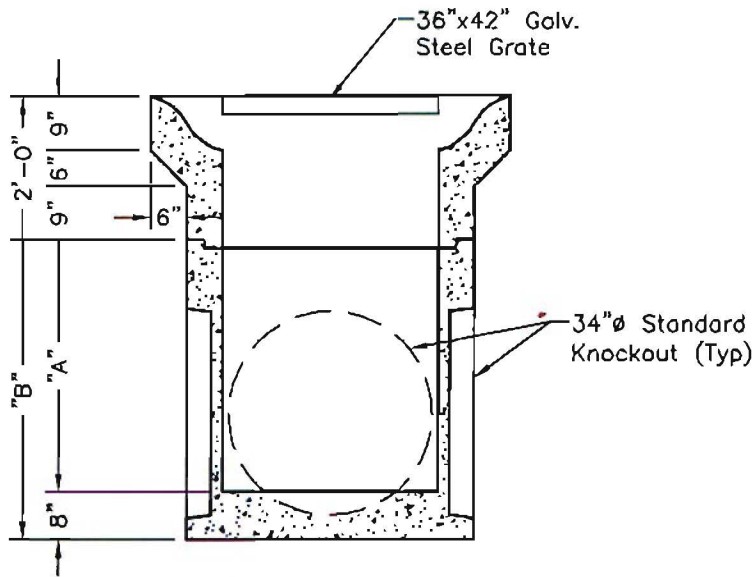
SPECIFICATIONS:

1. Concrete: Has a Design Strength of 5,000 psi at 28 Days.
2. Steel Reinforcement: ASTM A-615, Grade 60.
3. Loading: Designed for H20 Loading.
4. C.I. Castings: ASTMA-48, Class 30/35.

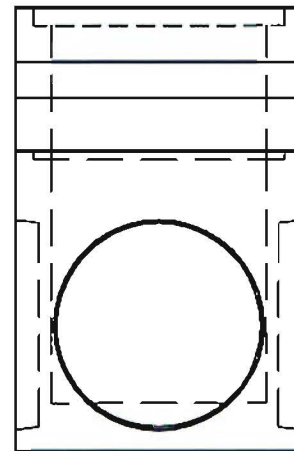
GENERAL NOTES:

1. Different Height of Bodies are Available by Request.

Bottom Section			
A	B	Weight	Item #
12"	18"	2250 Lbs.	1203520
24"	30"	3300 Lbs.	1203660
30"	36"	3825 Lbs.	1203740
36"	42"	4350 Lbs.	1203780
42"	48"	4875 Lbs.	1203880
48"	54"	5400 Lbs.	1203960
60"	66"	6450 Lbs.	1204060



SECTION A-A



ELEVATION B-B

SCALE: 3/8"=1'-0"



1100 Heritage Parkway, Mansfield, Texas 76083
Phone: 817.453.1054 Fax: 817.453.4007

TXDOT-DI-TYPE 1

FILE NAME: 260DISTXDOT-DI-TYPE1_B.dwg

ISSUE DATE: January, 2003

www.oldcastleprecast.com

**3'-0" x 3'-0" I.D.
Drop Inlet Type 1
TxDOT**

Copyright © 2002 Oldcastle Precast, Inc.